

FOSUN PHARMA  
复星医药

2023



1

2

3

4

5

6



# 1/2



® PD-1

2023

2.5

MSI-H

sqNSCLC ES-SCLC

SCLC FDA EC

ES-SCLC

MAA

EMA



# 2/2



Syneos Health

PD-1

2023

2022

66%

Gland Pharma 4  
CDMO

Sisram

Cenexi



2022

439.52  
+12.66% YoY



# 1Q23

	1Q23	1Q22*	YoY		1Q23	1Q22*		1Q23	2022
	108.71	103.85	4.7%		51.3%	43.6%		154.73	162.41
	9.87	4.57	116.2%		23.1%	19.9%			
	9.19	8.01	14.8%		9.1%	7.6%			
	8.73	8.56	2.1%		8.9%	7.8%			
	9.69	8.10	19.7%		2.4%	1.0%			
	0.37	0.18	105.6%		28.2%	23.6%			

1  
2  
3  
4

BNTX 2022

0.68

3  
4.12

1

2022

BNTX

2

2

-3.44



# 2022

	2022	2021	YoY
	439.52	390.11	12.7%
	37.31	47.29	-21.1%
	38.73	32.77	18.2%
	42.18	39.38	7.1%
	58.85	49.78	18.2%
	43.02	38.37	12.1%
	1.43	1.85	-22.7%
( )	30%	30%	-

	2022	2021
	47.3%	48.1%
	20.9%	23.3%
	8.7%	8.3%
	9.8%	9.8%
	1.5%	1.2%
	26.4%	24.8%

	2022	2021
	162.41	103.17
	445.82	391.96
	1.06	1.04
	0.85	0.85
	49.5%	48.2%

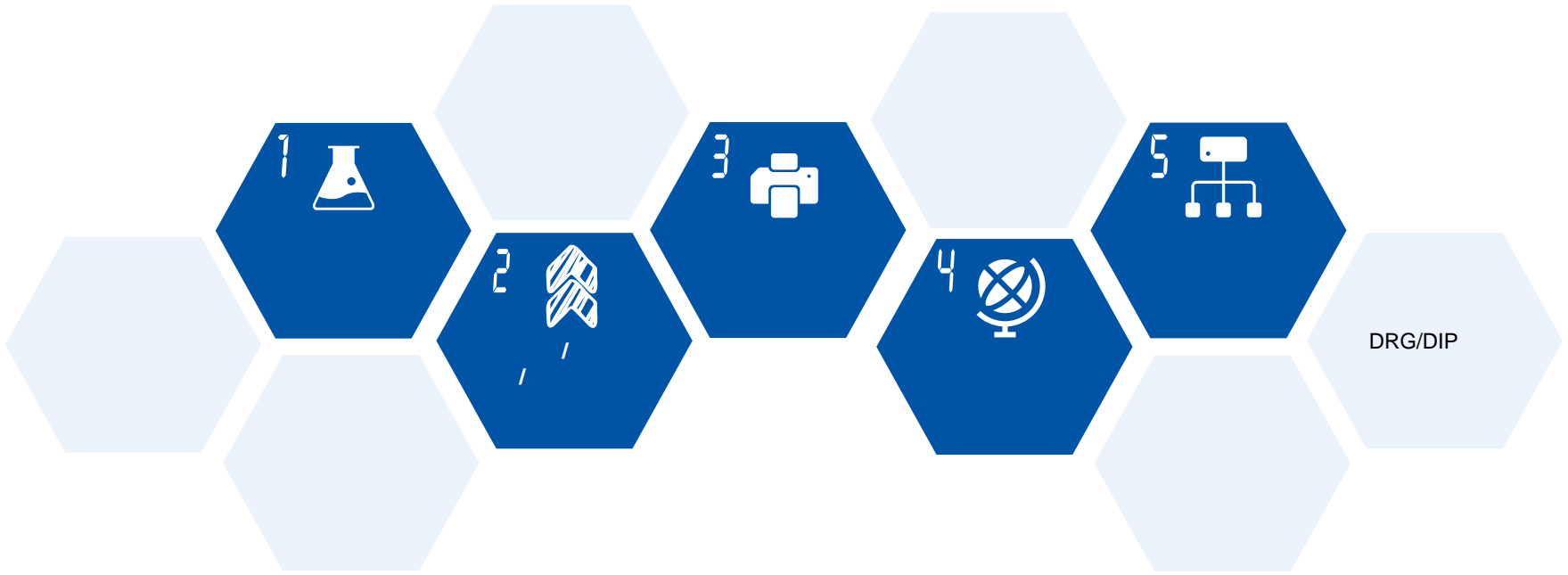
BNTX -1.42 15.93 , BNTX  
 -10 37.31 21.10%

2022 7 A A 44.8  
 1 2  
 3  
 1 2 3  
 2.96  
 1 2 3











MSI-H

MSI-H	® PD-1	® CAR-T
	® CD20	® HER2
	®	®
	®	®
		® -

BNT162b2	
Vero	

2022	27	/	/
------	----	---	---



MSI-H

® PD-1	® HER2 -	® CAR-T
Opicapone COMT		RT002 GL
®		Parsabiv
® PD-1	FCN-1502 HER2-ADC	FCN-437 CDK4/6
SAF-189 ALK&ROS1		Tenapanor NHE3 ESRD-HD
FCN-338 Bcl-2 R/R BCL		HLX208 BRAF V600E LCH ECD
FCN-159 MEK I		ET-26
DU RE		FKC-889 CAR-T

III	13	I	24
NDA		NDA	

2022	30	2022	118	NDA	21
------	----	------	-----	-----	----





药友制药 | FOSUN PHARMA  
 万邦医药 | FOSUN PHARMA  
 麒麟医药 | FOSUN PHARMA

Alma

Alma

Gland  
 TRIDEM PHARMA  
 A FOSUNPHARMA Company

Gland Pharma  
Tridem Pharma

FOSUN IDGENVAX  
 复星安特金

cenexi  
 creating innovative partnerships  
 Gland Pharma  
 CDMO

Cenexi



INTUITIVE FOSUN  
 直观器械  
 FOSUNKite  
 微创器械业务

Intuitive Surgical  
 Kite Pharma

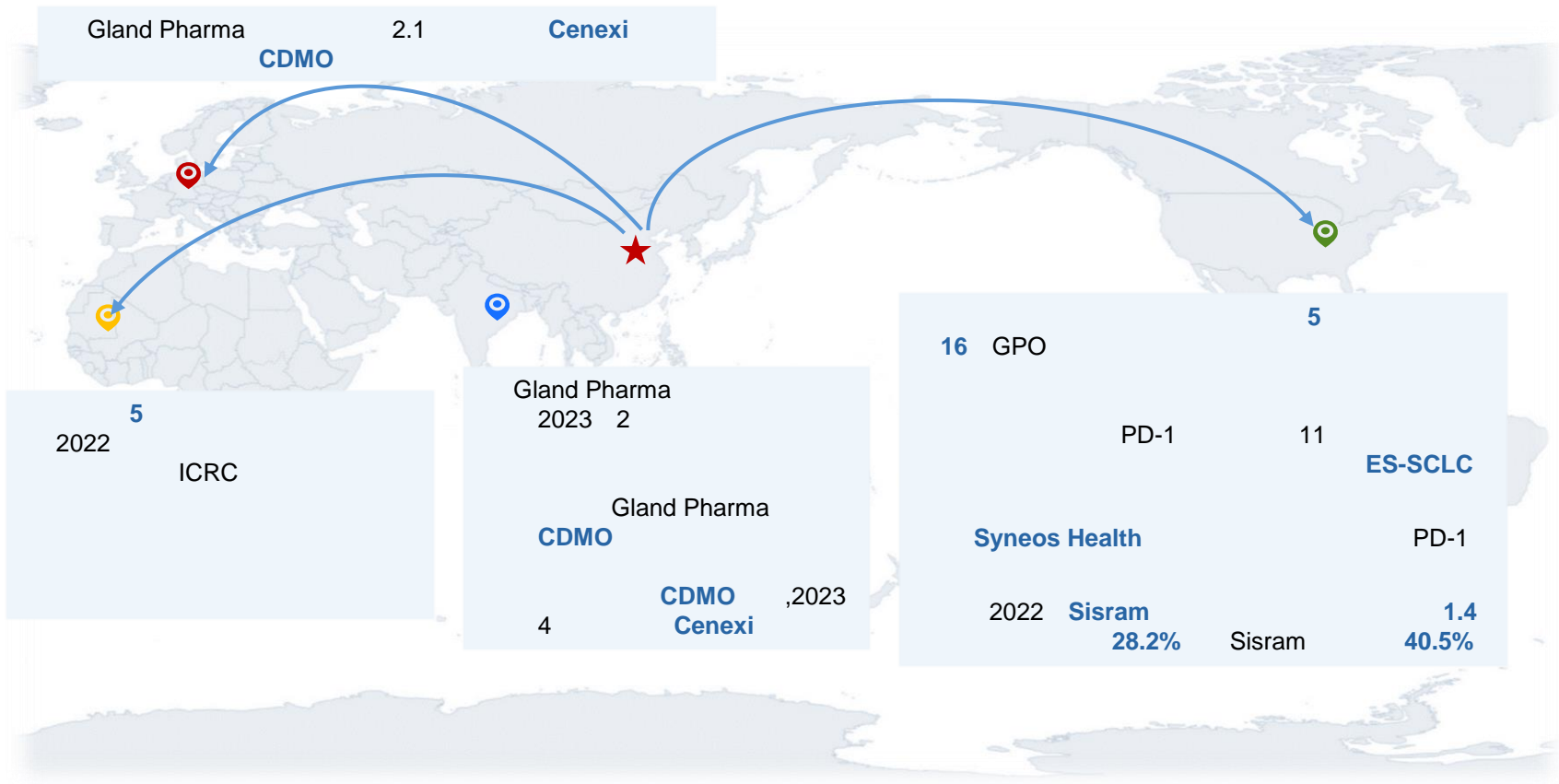
SOBI  
 RT002

BIONTECH  
 mRNA  
 HELSINN  
 Akynzeo  
 Aloxi  
 Anamorelin

AMGEN 安进  
 Parsabiv  
 真实生物  
 Genmarte Biotech

2022

# 1/2

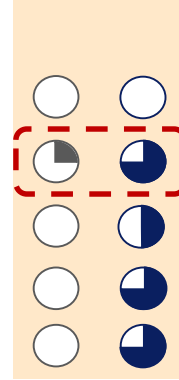
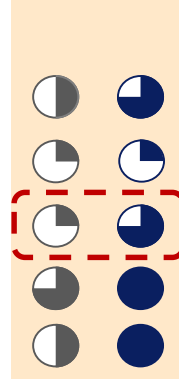
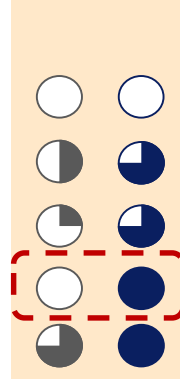
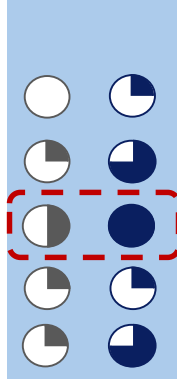
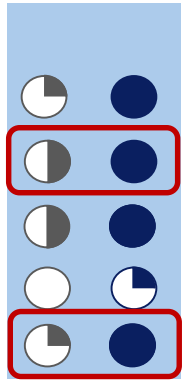




&

&BD&

:



, &BD



# MSCI-ESG

**A**

2022

BBB  
2021

BB  
2020

2022E 10

A



## Environment

	<b>EHS</b>	<b>EHS</b>	<b>EHS</b>
	<b>2021-2026</b>	<b>2022</b>	
		<b>115.36</b>	
		<b>337,806</b>	<b>3.2%</b>



## Social

|||

**5,600**



## Governance

**ESG**



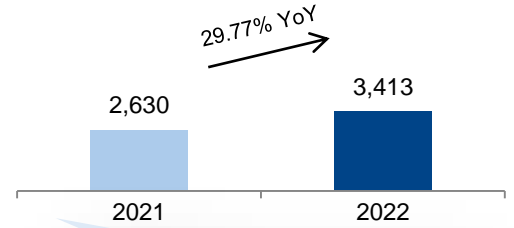
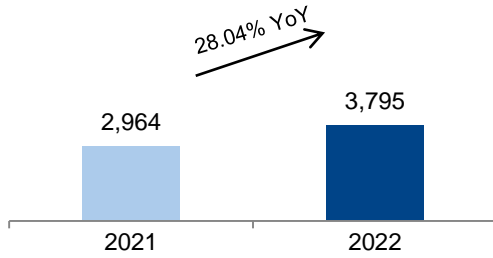
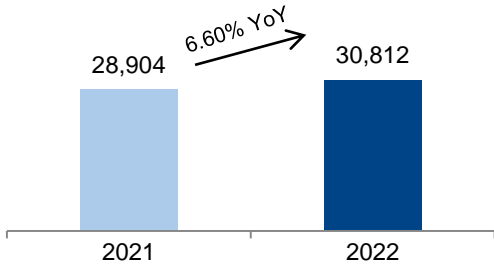
**ESG**

**10**





-



RNA /ADC

2022

55.22 26%<sup>1</sup>  
+39.44% YoY

® TNF- PD-1  
® HER2  
®  
®

85.82 40%<sup>1</sup>  
-0.45% YoY

mRNA  
®  
®

28.83 13%<sup>1</sup>  
-0.24% YoY

®  
®

21.15 10%<sup>1</sup>  
+6.12% YoY

10.03 5%<sup>1</sup>  
-11.79% YoY

®

12.48 6%<sup>1</sup>  
+9.96% YoY

2022 **50.97**  
 +13.62% YoY  
 85%  
 16.54%  
 11.53%

30%

2022

2022

17

35.52

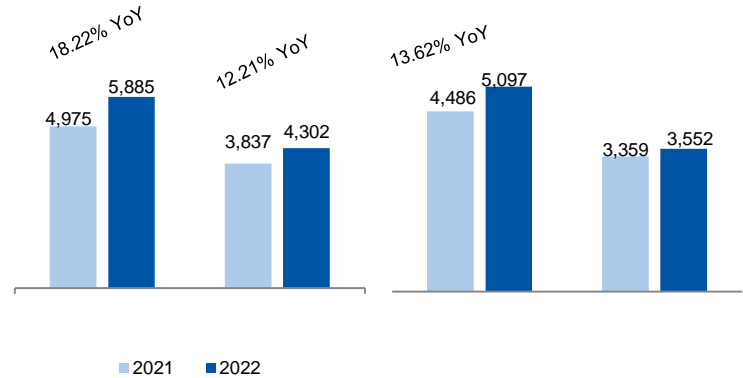
260

16

48

249

PCT



SCLC

PD-1



2023Q1

2.5



PD-1

MSI-H

SCLC FDA EC



ES-SCLC

OS

OS

15.4

10.9

24

43.1%

7.9%

JAMA

Nature Medicine

British Journal of Cancer

nature  
medicine

JAMA  
The Journal of the American Medical Association

BJC  
British Journal of Cancer



27

110

30%

400

DTP

2022

13

2023 1



2023 4



III



Vero

20

13

Hi5  
SF9



28



10+



40+

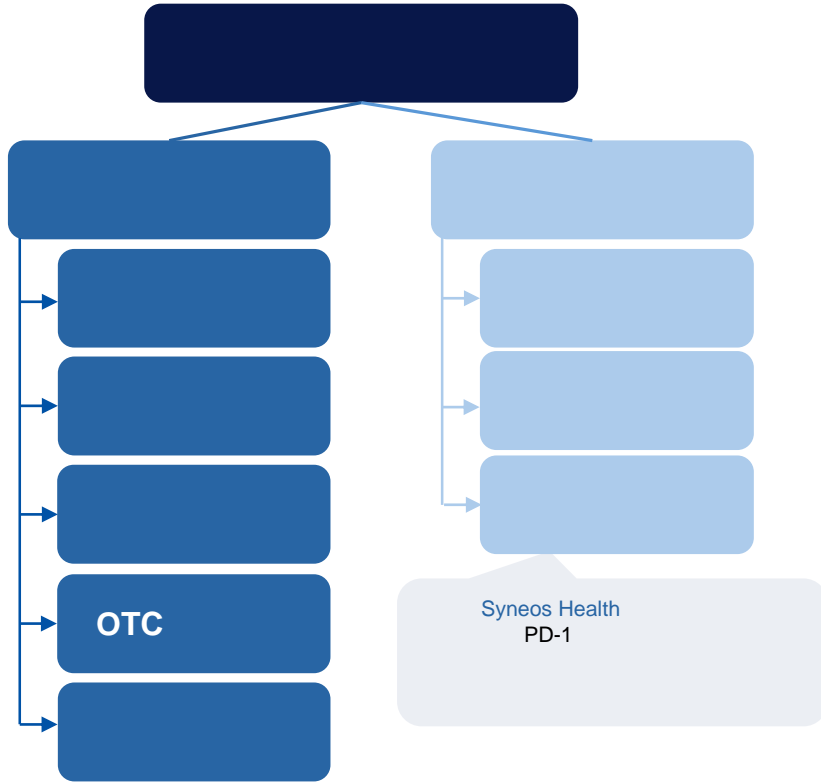


13  
19A 19F 23F

2

III



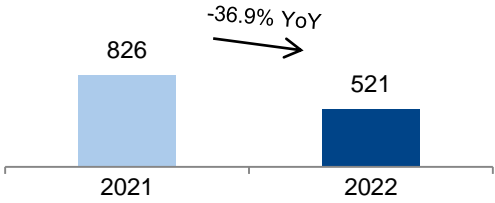
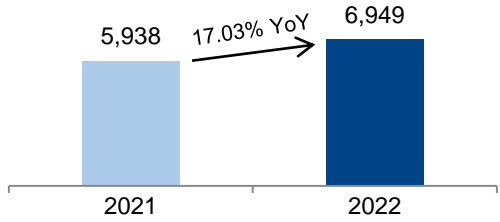
1 3 4 5 6A 6B 7F 9V 14 18C

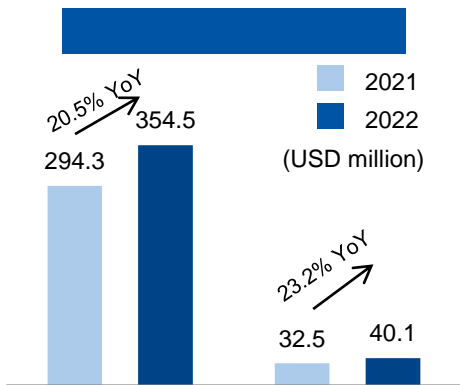
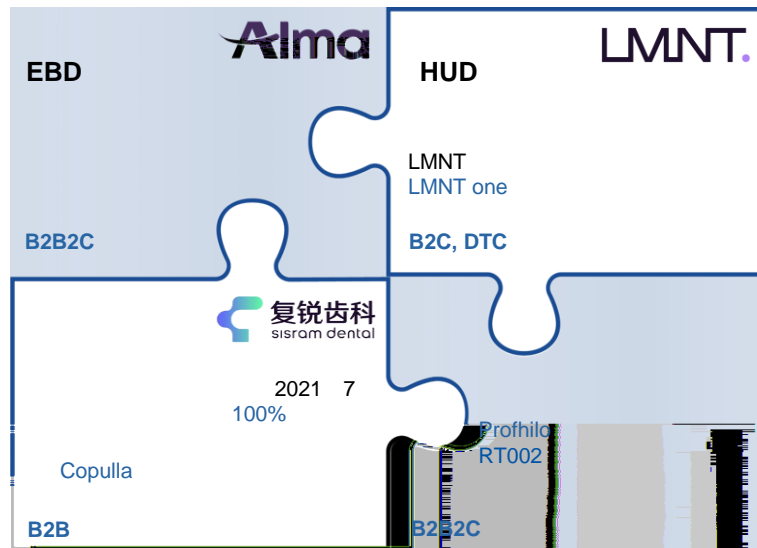
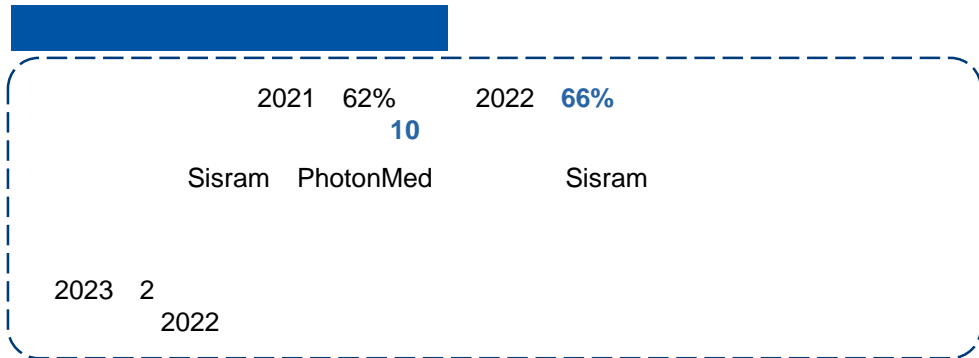


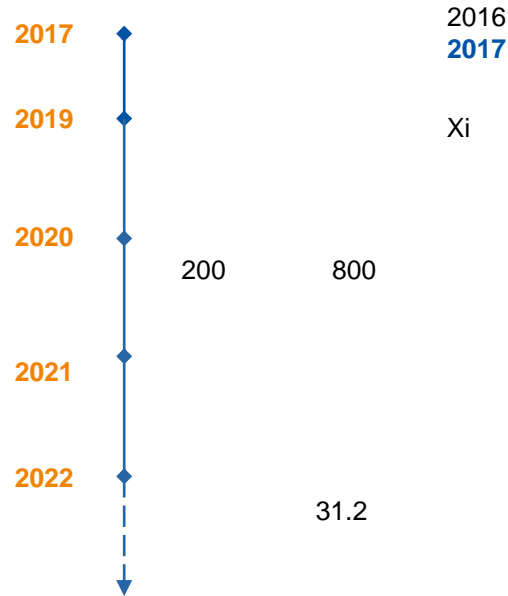
2022			
10	5	mRNA	
		® HER2	
		® CD20	
		®	
5	10	3	®
			®
3	5	8	® PD-1
			®
			®
			VERO
			8
1	3	31	® TNF-
			®
			®
			®
			31











2016  
2017

Xi

200 800

Intuitive Surgical

1,700  
4,000

31.2



2022 55  
10 300

2000 FDA 7,544  
2022 12 31 55,000 1,000

Ion

2019 Ion  
FDA  
2021 10 Ion

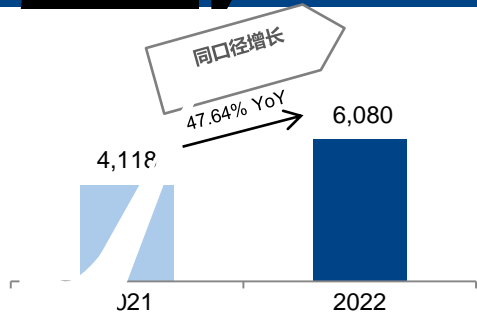
Ion



-

2022 6 F-C800p & 2021 >15% F-i3000  
FCi  
2022 4







6,333



JCI

JVF

		佛山禅馨医院 Foshan Fuxin Chanxing Hospital 佛山禅馨禅馨医院	JCI国际认证医院 Organization Accredited by Joint Commission International	2022	21.45	1,750	1.11
		深圳恒生医院 SHENZHEN HENGSHENG HOSPITAL		2017	11	600	86.47%
					60%	9.09	
		湖北省人民医院 Hubei Provincial People's Hospital 湖北省人民医院		2022	1	800	70%



安徽济民肿瘤医院

ANHUI JIMIN CANCER HOSPITAL




温州老年病医院

WENZHOU GERIATRIC HOSPITAL



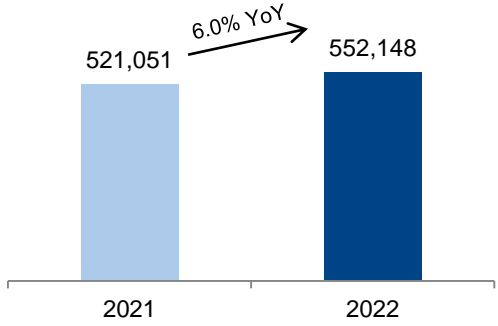


上海复星医疗旗下高品质医院  
星晨妇儿 医保定点医院

# FHMO









# 1/2

			/		IND	1	2	3	NDA
HLX10 <sup>1</sup>	+	PD-1	/		III 2022 11				
					2022 11	2022	FDA/EC	2023 1	
					III 2023 1	2022 5			
	+	PD-1+VEGF	/						
	+HLX07	PD-1+EGFR							
HLX04-O <sup>2</sup>		VEGF		2022 1					
HLX22	+	HER2+HER2		2022 2	III				
HLX07		EGFR							
HLX11	3	HER2			III 2022				
HLX05	4	EGFR							
HLX02	5	HER2			FDA 2020				

1 KG Bio 10  
 3 Organon  
 5 Accord Cipla Jacobson mAbxience Eurofarma Abbott

2  
 4  
 6 2023 4 28

# 2/2

		/		IND	1	2	3	NDA
FS-1502		HER2	HER2					
			HER2					
FS-1502+		HER2+PD-1	HER2					
HLX14	1	RANKL						
HLX26		LAG-3						
HLX35 <sup>2</sup>		EGFR 4-1BB						
HLX301		PD-L1 TIGIT						
HLX15		CD38						
HLX13		CTLA-4						
		EPO						
		INSR						
	50R	INSR						
		GLP-1						
RT002			GL					
			CD					

# 1/2

		/			IND	1	2	3	NDA	
FCN-437c	CDK4/6	(1L)			2022 1	NMPA	III	I		
		(2L)			2022 1		III			
SAF-189	ALK				2022 1	NMPA	III	I		
	ROS1									
HLX-208	BRAF V600E		LCH ECD		2023 4	NMPA		2022 1	NMPA Ib/II	
FCN-159	MEK	I								
							2022 5	NMPA		
							2023 4	NMPA		2022 5 NMPA
YP01001	VEGFR									
FCN-338	BCL-2				2023 3	NMPA	II			
		B								
FH-2001	FGFR/PD-L1									

# 2/2

		/			IND	1	2	3	NDA
		TPO-R	ITP						
Tenapanor		NHE 3	(ESRD-HD)						
		-							
Tenapanor		NHE 3	(IBS-C)						
FCN-342		URAT1							
Molnupiravir		RNA							
Paxlovid		3CL							
BNT162b2		-						EUA	
PA-824		-	/ MDR-TB	XDR-TB	Pretomanid*				
Opicapone		COMT			Ongentys*				
Fortacin		-			*				
ET-26		-			2022 7		II		

			IND	1	2	3	NDA
	/						
	/						
	/						
13							
24							
23							
	-						

2023 4 28

LOGO

Fosun Pharma, the Representer or the Provider will not warrant the accuracy, the completeness and the timeliness of all information and contents, including predictive description, contained in the PPT documents/visual materials. In the event of any mistake, omission, and inaccuracy, Fosun Pharma, the Representer or the Provider should not be held for any liabilities in this regard.

The PPT documents/visual materials will not include and should not be deemed as any investment proposals. The investor should take their own responsibilities for any determinations so come to based upon the information contained in the PPT documents/visual materials.

Fosun Pharma is entitled to all rights, including copyright, pertaining to the PPT documents/visual materials. The characters, the designs and Fosun , are the trade name, trademark and the logos legally owned by Fosun Pharma. Without written consent offered by Fosun Pharma, any third party should not utilize such materials and information in any manner, including reprinting.





[www.fosunpharma.com](http://www.fosunpharma.com)